

A Set of Lexicarry-Like Pictures

Created by Angela Thomson

Lexicarry is a wonderful book containing story strips similar to comic strips, with about three frames per story. The "bubbles" where words would be in a comic strip, are left empty. The stories illustrate approximately sixty common language functions and communication situations. For many new users of Phase 1, it is not easy to get the *Lexicarry* book, though we highly recommend attempting to do so (www.lexicarry.com).

The "Lexicarry activities" referred to in the Phase 1 guide can be done with picture strips like in *Lexicarry* or with the sample strips provided for you here or with picture strips that you draw yourselves [often representing local people and situations more appropriately].

During our first month, while concentrating on learning to understand, we can use the story strips this way: The Nurturer begins by telling us what each person might be saying in the stories and then asks us questions like "Who is saying, 'May I help you?'; who is saying, 'I'm sorry?'". We respond by pointing, not by speaking. In a few moments, by using this activity with the *Lexicarry*, we can recognize ten new "survival expressions". Soon we are saying many of them as well.

In certain sessions described for Phase 1 the GP or Nurturer may want to create their own Lexicarry-like drawings. Attached are examples of home-made Lexicarry-like drawings.


When considering such functions we need to bear in mind that there may be a large number of possible ways to fulfil each function, and the choice among the possibilities may partly depend on:


- * One's social standing relative to the person one is talking to
- * How well one knows the person
- * Who is listening
- * The circumstances under which the communication occurs



In other words, as he works on specific language functions, the GP should not expect to simply memorize a single sentence for each function, even though on the first pass through the Lexicarry-like pictures, he may learn one utterance for each cartoon bubble. At later stages, the Lexicarry can be used to discuss various options associated with the cartoon bubbles. You might eventually consider role-play as a means of exploring language functions as they are carried out with a variety of speakers and hearers in a variety of circumstances.





Also, you can ask your nurturer to role-play situations with dolls or puppets to represent the various speakers. For example, have your nurturer role-play with the old man doll and the boy doll greetings from younger to elder.


You do not need to do these sets of pictures in a specific order [except for doing those with the same number together]. However, we recommend a "logical" order. E.g. Don't do asking prices or asking time until you actually understand numbers (Session 12 and following). In general, look through the pictures and see which might be most useful and useable for survival purposes and choose them based on your needs [while being practical].













9A



9B




9C



10




11A



11B




12A



12B



13



14



15



16

